

Typical configurations are shown in bold, or select options

**1 Rail Diameter:**  
**1.5" (38.10mm) Diameter** AHR1500

**Vault Mount Type:**  
**Flat Top** VFT Ball Top VBT  
 Flat Ring Top VFR Ball Ring Top VBR

**2 Rail Material/Finish:**  
**Brushed (#4) Linear Polished (#8)**  
 S4..... S8..... **Stainless Steel** (304 alloy)  
 B4..... B8..... **Bronze** (385 alloy)\*  
 Y4..... Y8..... **Yellow Brass** (260 alloy)\*  
 C4..... C8..... **Copper** (122 alloy)\*

**Vault Mount Material/Finish:**  
**Brushed (#4) Linear Polished (#8)**  
 S4..... S8..... **Stainless Steel** (304 alloy)  
 B4..... B8..... **Bronze** (385 alloy)\*  
 Y4..... Y8..... **Yellow Brass** (260 alloy)\*  
 C4..... C8..... **Copper** (122 alloy)\*

\*Clear CerinoX is applied on all Bronze, Brass and Copper alloys unless requested otherwise.

**Spacer Installation:**  
 In-Cab (removable) IR Exterior Mounting IX


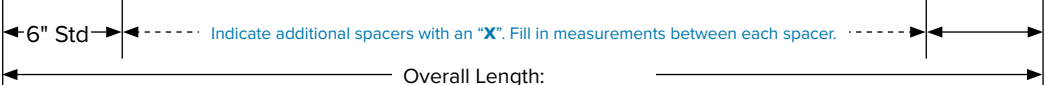

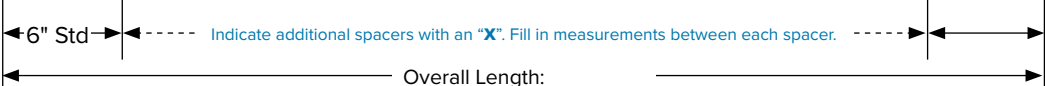

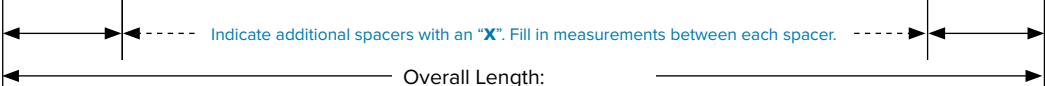
**4 Optional Powder Coating:**

Satin White	Light Bronze Oxidized	Black Splatter
Satin Black	Medium Bronze Oxidized	Silver Splatter
	Dark Bronze Oxidized	Midnight Splatter
		Bronze Splatter

coating over Stainless brushed.

Note: Not all options may be available; please check our website or call for details

**5 Select Rail Ends and Specify Measurements:**

		Imperial	Metric
<b>Qty:</b>			
ST Straight	 <p>←6" Std→ ..... Indicate additional spacers with an "X". Fill in measurements between each spacer. ....</p> <p>Overall Length: _____</p>	Straight	ST
BR Bent		Bent	BR
BN Ballnose		Ballnose	BN
<b>Qty:</b>			
ST Straight	 <p>←6" Std→ ..... Indicate additional spacers with an "X". Fill in measurements between each spacer. ....</p> <p>Overall Length: _____</p>	Straight	ST
BR Bent		Bent	BR
BN Ballnose		Ballnose	BN
<b>Qty:</b>			
ST Straight	 <p>←6" Std→ ..... Indicate additional spacers with an "X". Fill in measurements between each spacer. ....</p> <p>Overall Length: _____</p>	Straight	ST
BR Bent		Bent	BR
BN Ballnose		Ballnose	BN

**5 Additional Notes/Details/Specifications:**

QUOTE FOR:	SHIP TO:	SUBMIT FORM:
Company: _____	Address: _____	
Contact: _____	City: _____	OR
PO #: _____	Country: _____ Zip/Postal Code: _____	
Job Name: _____	Tel: _____ Fax: _____	
E-Mail: _____	Freight: Add Shipping On Account # _____	To clear form, go to menu > File > Revert