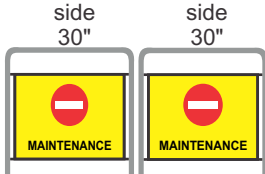


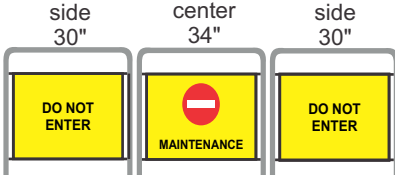
standard configuration

42" tall


Two Panel
Qty: _____
ASG142F1




Three Panel
Qty: _____
ASG142E1



Four Panel
Qty: _____
ASG142C1



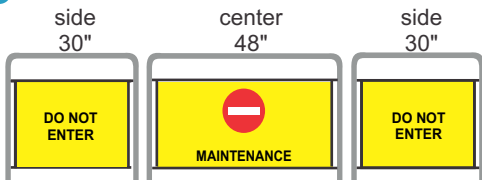
Six Panel
Qty: _____
ASG142D1



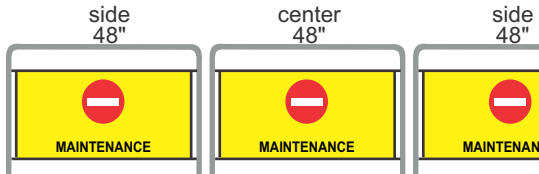
standard configuration

48" wide

Three Panel 48" Center
Qty: _____
ASG148A1



Three Panel 48" Full
Qty: _____
ASG148B1



84" tall

Double-height Barricade*

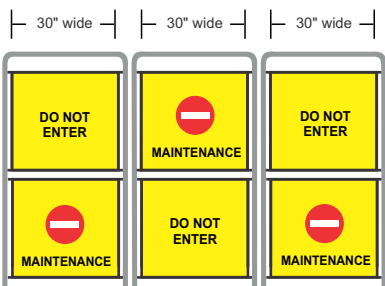
2 Panel ASG184F1

3 Panel ASG184E1

4 Panel ASG184C1

6 Panel ASG184D1

Qty: _____



E-Form Instructions

To fill out form, click and type in highlighted form fields. Use Email button to send the form.

Note standard quantity or create custom order on page 2 of this PDF. See "how to order" for custom barricades located on page 2.

If preferred you can print this form, fill out by hand and fax it to us.

Barri-Create
custom barricade solutions

Complete Customization Available*

See page 2 for details.


Optional Features

Check box to order additional options.

Bilingual Text

English English
French Spanish

ASG501

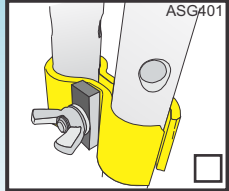


2 per Barricade

Barri-Cuda GRIPS

The best grip attachment system. 4 inch wide jaw grips escalator balustrades and elevator jambs.

ASG401



Panel Clamps

Added between panels to allow positioning and locking at various angles. Ensures a perfect fit.

Standard Features

Every standard and custom Barricade configuration includes:

- Suction Cups**
Large 3-1/4" dia. rubber suction cups provided as standard attachment method.
- D-Shaped locking pins**
Provided standard between each panel. Locks panels straight or at 90 degrees.

The "Click to E-mail" Button will open your e-mail program and will automatically attach your filled in form as a PDF to the e-mail message. You can specify if you wish to receive a quote only in the email. When ready, click "Send" in your e-mail program and it will send to our sta your email with the completed order form attached.

Company: _____

Job Name: _____

Order #: _____ P.O.#: _____

Notes: _____

Contact Name: _____



SHIP TO ADDRESS: _____

Phone (____) ____ - _____

Fax (____) ____ - _____



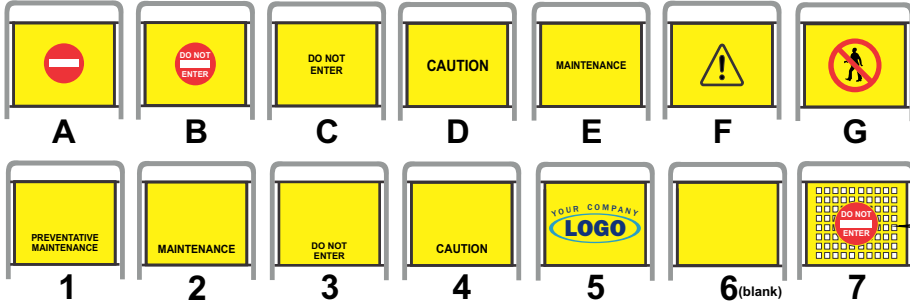
Barricade Worksheet

Save a Tree. Use our E-Forms.

custom configuration

42" tall

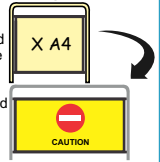
Style Chooser



48" wide

Ordering Example:

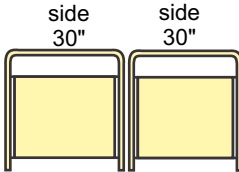
To change any standard size panel to a 48" wide panel, use an "X" when entering order specs in any highlighted standard sized panel form field.



Windy Panel
 Custom laser cut hole pattern helps resist strong winds while outdoors.

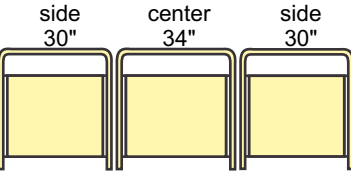
Two panel

Qty: _____
 ASG142F1



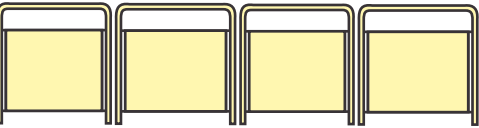
Three panel

Qty: _____
 ASG142E1



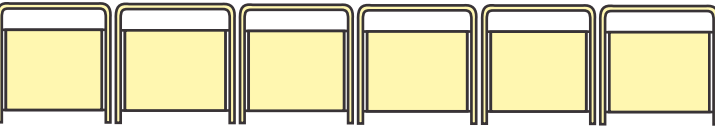
Four panel

Qty: _____
 ASG142C1



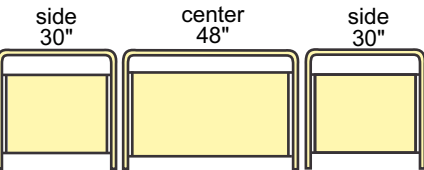
Six panel

Qty: _____
 ASG142D1



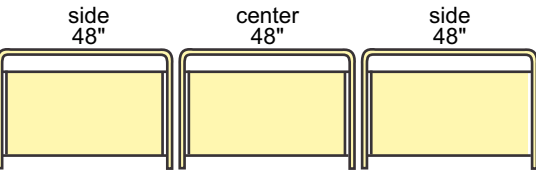
Three Panel 48" Center

Qty: _____
 ASG148A1



Three Panel 48" Full

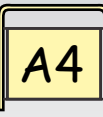
Qty: _____
 ASG148B1



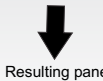
How to order

42" tall

Barricades



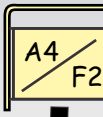
Style "A" + Style "4"



ASG142

84" tall

Double-height Barricades



ASG184

E-Form Instructions

To fill out form, click and type in highlighted form fields. Email form by using button at the bottom of this page.

You can also print this form, fill out by hand and fax.



Complete Customization Available*

In addition to providing your ideal custom configuration, our in-house professional design team can create custom graphics, logos, and panels in a wide assortment of colors to match your specifications.

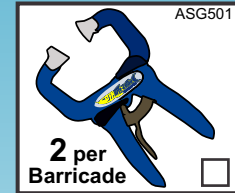
*Please submit any artwork or logos in a vectorized EPS, Illustrator, or Corel Draw file format.

Optional Features

Check box to order additional options.

Bilingual Text

English English
 French Spanish

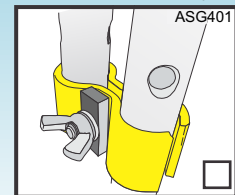


Standard Features

Every standard and custom Barricade configuration includes:

- Suction Cups**
 Large 3-1/4" dia. rubber suction cups provided as standard attachment method.
- D-Shaped locking pins**
 Provided standard between each panel. Locks panels straight or at 90 degrees.

The best grip attachment system. 4 inch wide jaw grips escalator balustrades and elevator jambs.



Panel Clamps

Added between panels to allow positioning and locking at various angles. Ensures a perfect fit.

The "Click to E-mail" Button will open your e-mail program and will automatically attach your filled in form as a PDF to the e-mail message. You can specify if you wish to receive a quote only in the email. When ready, click "Send" in your e-mail program and it will send to our sta your email with the completed order form attached.

Company: _____

Job Name: _____

Order #: _____ P.O.#: _____

Notes: _____

Contact Name: _____



SHIP TO ADDRESS: _____

Phone () _____ - _____

Fax () _____ - _____



Barricade Worksheet

Save a Tree. Use our E-Forms.